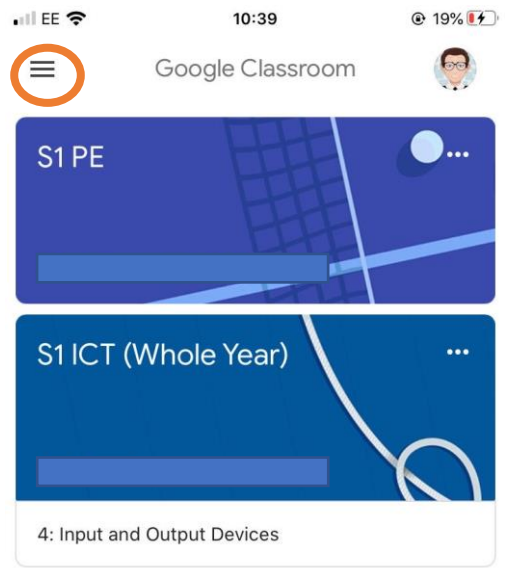
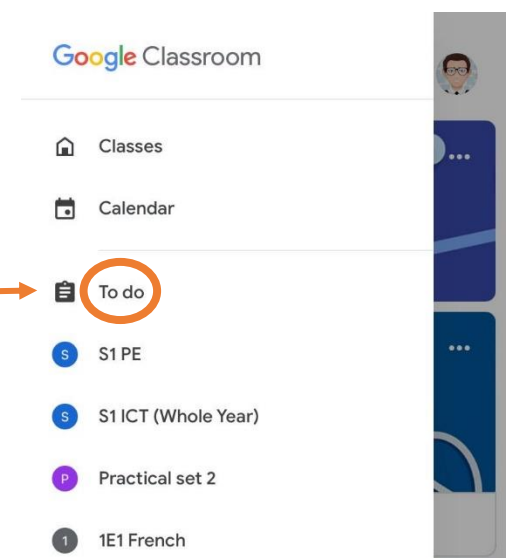


Accessing your child's Google Classroom Assignments

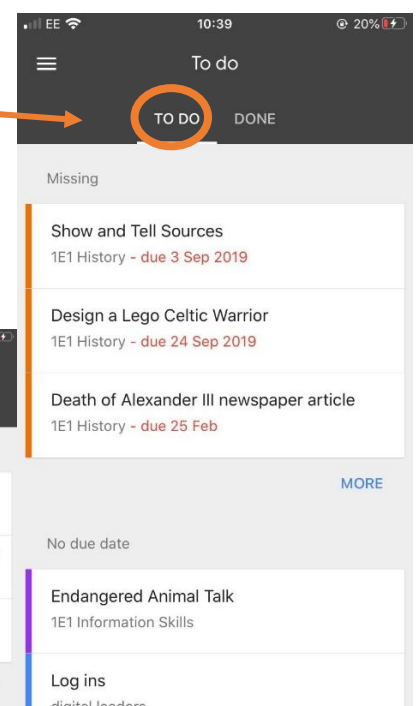
- 1 Click on the main menu in your child's main Google Classroom page



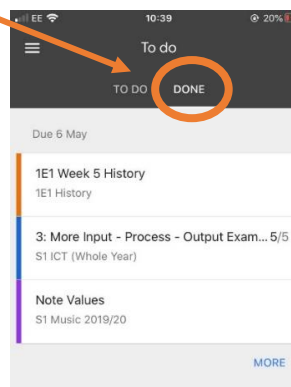
- 2 Click on To Do from the menu that opens



- 3 The 'To Do' list will show all the assignments your child has been allocated that have not been 'handed in'. There are lists for assignments with dates and without dates.



- 4 The 'Done' list allows you to see what assignments your child has 'handed in'.



- 5 You can click into any item to see the assignment details; look at the work your child has 'handed in' and also read any feedback your child has been given by the Class Teacher.