



ABERDEEN GRAMMAR SCHOOL



National 4/5 Study Support



Planning for Success











Session 2021-22

*'Some people dream of success while others wake up
and work hard at it'*

ADVICE FOR PARENTS AND PUPILS

Planning for Success

Contents

-  **Introduction from Head Teacher**
-  **Assessment and Reporting**
-  **How parents can support**
-  **What parents can find online**
-  **Supporting your child to manage stress and anxiety**
-  **Steps to Success**
-  **Active Revision Techniques**
-  **Research Techniques**
-  **How your library can help you**
-  **Subject pages with examination details, home learning advice and hints and tips for revision.**



October 2021

Dear Parent/Carer and Pupil


This booklet has been created to provide advice and support for all of our Senior Phase pupils as they prepare for National Qualifications. It also includes advice and information for parents/carers on how they can support their child through this important phase in their secondary education.

In each subject page, we have included information about the SQA external examination. As announced by the Cabinet Secretary for Education and Skills in August 2021, SQA examinations will be held this year for National 5, Higher and Advanced Higher courses. However, the National Qualifications Group is considering additional measures should there be disruption in schools, due to changes in public health conditions. Please be assured that we will update you on any developments as they arise.

I would like to emphasise again that pupils will be assessed, on an ongoing basis, throughout the session. They should bear in mind that Assessment Weeks in January are only one part of the assessment evidence which will be gathered by teachers. Pupils should be working hard from the outset and following the advice and strategies for study and revision provided by their teacher and which are collated in this booklet.

I hope that you find this resource useful. I wish all Senior Phase pupils every success for this session.

Yours sincerely

A handwritten signature in black ink that reads "A. Murison". The signature is written in a cursive style.

Alison Murison
Head Teacher

ASSESSMENT AND REPORTING

What?	When?
<p>Presentation Level</p> <p>Parents/carers will receive a letter informing them of their child’s initial SQA presentation level (National 4/National 5/Higher or Advanced Higher) for each subject.</p>	<p>October 2021</p>
<p>Working Grade (WG)</p> <p>The working grade is determined by the teacher and is based on evidence generated by the pupil. Teachers will share the working grade with pupils during learning conversations. The WG is reviewed throughout the session, taking account of a range of assessment evidence. Assessment evidence is generated from:</p> <ul style="list-style-type: none"> ● home learning tasks which reflect SQA grading ● class assessments ● Assessment Weeks in January 2022 <p>Class teachers will retain copies of assessment evidence.</p> <p>Teachers will submit a final WG in the school tracking system in April 2022. This final WG becomes the Predicted Grade which is submitted to the SQA</p>	
<p>Predicted Grade (PG)</p> <p>The predicted grade is determined by the teacher and submitted to the SQA. The PG is uplifted from the school tracking system by the SQA.</p> <p>This PG may be applied if a pupil is unable to sit the final examination in May.</p>	<p>April 2022</p>
<p>Reports to Parents/Carers</p> <p>Parents/carers will receive one full report and one summary report this session.</p> <p>A Full Report will show the current working grade in each subject as well as a teacher comment on the pupil’s strengths and areas for improvement. Effort, behaviour and homework will be graded.</p> <p>A Summary Report will show the current working grade as well as a grade for effort, behaviour and homework.</p> <p>Parents/ carers will have the opportunity to speak to their child’s subject teachers. Parent/teacher meetings will run virtually this session.</p>	<p>November/ December 2021</p> <p>February 2022</p> <p>February 2022</p>

What?	When?
<p>Cause for Concern</p> <p>Parents/carers will receive a Cause for Concern notification where a pupil is under-performing or under-achieving in a subject. Parents/carers are informed at each stage.</p> <p>Stage 1 - the class teacher will discuss concerns with the pupil and set actions for improvement. A review date is agreed.</p> <p>Stage 2 - if no progress is made at Stage 1, the Principal Teacher will discuss the concerns with the pupil and reinforce the actions for improvement.</p> <p>Stage 3 - if no progress is made at Stage 2, the Principal Teacher Pupil Support will discuss concerns with the pupil and parent/carer in order to agree next steps.</p> <p>Stage 4 - if there is no progress after Stage 3, a request for Change of Level/Withdrawal from Presentation may be submitted by the teacher.</p>	<p>Ongoing as necessary</p>
<p>Assessment Evidence</p> <p><i>Please note that pupils will be assessed on an ongoing basis throughout the session in each subject. Evidence gathered during the Assessment Weeks in January is only one part of the assessment evidence gathered by teachers.</i></p>	<p><i>Ongoing</i></p>

Key to success How parents can support

<p>Commitment and motivation to learn</p>	<p>Give positive messages – pupils need to believe to achieve!</p> <p>Make the connection to longer term goals. Qualifications give pupils choices for their next steps. Work ethic in S4 carries into S5/S6 and beyond!</p> <p>Encourage and acknowledge effort.</p> <p>Ensure balance between study, extra curricular activity and part-time job!</p>
<p>Attendance in class</p>	<p>Appointments during the school day should be kept to a minimum.</p> <p>No holidays during term time.</p> <p>Encourage effective use of study periods and (for S6 pupils) free periods in school.</p> <p>Contact PTPS , if extended absence.</p>
<p>Effort with homework</p>	<p>Establish a routine – same (length of) time on the same days each week.</p> <p>Encourage regular revision of classwork after each school day - this has a significant impact on retention.</p> <p>Provide a suitable environment and resources for homework/study - remove all mobile technology!</p> <p>Check the school calendar for deadlines (e.g. estimate examinations/ assignment preparation/assignment write ups/folio deadline).</p> <p>Ensure your child takes account of teacher feedback from homework/ assignment drafts. Encourage your child to re-do a piece of work after teacher feedback.</p>
<p>Planned revision</p>	<ul style="list-style-type: none"> • Encourage revision routines (around 40 minutes at a time/short breaks). Mix up subjects – not one evening on one subject. • Provide a suitable environment for study (remove all mobile technology!!) • Take an interest – offer to support (test memory tasks eg English quotes/ French vocabulary/reading over drafts). Do not insist! • Support your child to plan the year’s study – estimate exams in January and assignment deadlines in February/March are pressure points. • Copy your child’s study planner and display for easy reference. • Ensure your child attends school revision sessions, as appropriate. • Encourage healthy lifestyle – healthy food/exercise/sleep (remove all technology)/relaxation!
<p>Being in the know!</p>	<p>Find out:</p> <ul style="list-style-type: none"> • what the final examination consists of – refer to subject pages of this booklet • when the deadlines are for assessments and assignments • what the marking criteria are (marking schemes are available to download on the SQA website) • what pupils are expected to know for each subject <p>Look at feedback for improvement in jotters; draft pieces of work; reports.</p>

WHAT PARENTS CAN FIND ONLINE



The SQA website

On the homepage, choose National Qualifications. Select subject and level. For each subject there are specimen question papers and marking instructions, past paper and marking instructions and course work information. There is a link to information about marking instructions for subject assignments – **very useful!!**



2020 Results support

Site search

Parent | Choose Country | Sign in



Home > National Qualifications

Subjects

National Qualifications

Find information on our National 1 to National 5, Higher, Advanced Higher courses as well as Skills for Work and Baccalaureate qualifications.

National Qualifications

NQ home

Consultation on course assessments for 2020-21

Subjects

Baccalaureates

Skills for Work

Unit search

Exams and results

About National Qualifications



NQ subject pages

Choose your subject and find course content, assessment and

Results in 2020

Find information on your certificate and the results process in 2020.

MySQA

Sign up to MySQA to receive your exam results by text or email.

Subjects

National 5 Drama

National Qualifications



NQ home

Consultation on course assessments for 2020-21

Subjects

Baccalaureates

Skills for Work

Unit search

Exams and results

About National Qualifications

Support and resources

Understanding Standards

Qualifications

Development

Subject updates

Receive updates

2020 Results

Course Specification

Past Papers and Marking Instructions

Coursework

Course reports



SQA My Study Plan
Scottish Qualifications Aut

★★★★★ 3.7 • 108 Ratings

Free



'The National Parent Forum of Scotland' website supports parents to get involved in their child's education by providing parent friendly information through the '...in a Nutshell' series which gives the key facts about National Qualifications.

The full range of nutshells can be downloaded and will explain what your child will experience during the courses and how they are assessed.

NATIONALS IN A NUTSHELL
The National Parent Forum of Scotland National 5 Summary

History

SOCIAL STUDIES

What skills will my child develop?

- Exploring, analysing, describing, explaining
- Developing a detailed knowledge and understanding of historical themes and events
- Evaluating the impact of historical developments
- Evaluating the origin, purpose, content/context of historical sources
- Handling a variety of primary and secondary sources eg print, photographs, artefacts, newspaper archives, oral recordings
- Comparing and contextualising those sources and drawing reasoned conclusions from them
- Presenting information and views
- Researching, organising and analysing information
- Decision-making and problem-solving
- Communicating for different purposes
- Thinking independently

WHAT WILL MY CHILD EXPERIENCE DURING THE COURSE?

- Active, collaborative and independent learning
- A blend of classroom approaches: whole class, small group or one to one discussions; direct interactive teaching
- Space for personalisation and choice: Assignment topic choice and methodology
- Collaborative learning: through discussion/debate; in

ASSESSMENT

- The course will be assessed through a question paper (exam) and an assignment, which will be marked by SQA and graded A to D.
- The question paper is worth 80 marks and makes up 80% of the total assessment mark. It contains three sections - one for each area of the course. In each section, learners are required to answer short and extended response questions on one time period.

NATIONAL 5



SUPPORTING YOUR CHILD TO MANAGE STRESS AND ANXIETY (Advice from ACC Educational Psychologists)

Stress is something that we all experience from time to time. Stress is not necessarily harmful: mild forms of stress can motivate and energise. Slightly increased stress levels may make students more alert and motivated to do their work.

Parents can play a key role in helping young people cope with the stress they may feel before, during and after exams. To help your child manage their experience of stress, do...

- encourage active timeouts - sports, exercise, fresh air.
- support your child to eat and drink regularly and properly. Staying hydrated with plenty of water is essential to keep the brain working.
- encourage a good sleep routine, especially on the night before exams, as the brain needs time to consolidate learning. (e.g. time limit on screen time/YouTube/Xbox/etc.)
- take an interest in how your child is getting on, listen to them and be available to help and support if/when needed (e.g. with timetabling and prioritising, subject specific help, or calming anxieties and worries)
- encourage your child to speak to School Staff (PTPS or subject teachers) if they are struggling with exam pressures and/or need extra support
- think about your conversations with your child and consider whether some things could wait till after exam time (e.g. family difficulties, money problems, and even tidying their room!)
- stay calm yourself and manage your own anxieties and expectations
- look out for signs of your child experiencing excessive stress e.g. headaches, loss of appetite/sleep, stomach pains and upsets, dizziness, shortness of breath.
- praise hard work and effort, rather than results. This will help your child stay motivated and to keep making an effort, even if they hit a hurdle.
- think about your child's personality and how to best help them keep a healthy balance of motivation and perspective (too much pressure can cause blocking and other stress responses)
- remember that there is life after exams and that many varied pathways to Further Education and Employment are possible and common.

If you notice stress building up or becoming a barrier to learning, encourage your child to develop some relaxation techniques, for example, through swimming, walking and breathing exercises. Letting your child pursue other interests is also important.

Notify your child's PTPS if you have any questions or concerns.

STEPS TO SUCCESS

ATTEND CLASSES

- Your teacher is your best resource.
- Use Google Classroom for catch-up and consolidation.

COMPLETE ALL HOMEWORK

- Give 100% to homework tasks – these help to prepare for assessment.
- Use teacher feedback to improve.

LEARN THE COURSE CONTENT

- Break the course down into units/topics and learn the content.
- Keep revisiting all topics/content.

Revise for all assessments – remember everything counts!

POST-ITS

- Write out key points and display around your room. Keep reading them!
- Write out what you don't know. Place post-its on your course notes and keep going back them.
- Improve a piece of work by re-doing an identified section on a post-it and place on top of the original section.
- Reference relevant pages from Success Guides and place on your notes.
- Reference relevant questions from past papers.

LEARN IT! TEACH IT!

Teaching someone else gives 90% retention rate as you have to understand something fully before you can explain it to someone else

HIGHLIGHTERS

Highlight sections of your notes which you don't know – revisit highlighted parts only

MINDMAPS

Visual signs and key words are easier for some people to remember than written notes. Mindmaps can summarise pages of notes and show links and associations.

Information can be reviewed at a glance. (Use Inspiration software on the school network to create your own Mindmaps)

Active Revision Techniques

FLASHCARDS

Turn your notes into portable revision tools that you can carry around with you. Test yourself or get someone to test you.

MAGIC PAPER

Display **key information** on any surface without damage

FLASHCARDS (REVISION CARDS)

Front of card	Back of card
'chunk' of information	key words
question	answer
quote	reference
specialist term	definition
topic	key facts
essay starters	key words
command words	how to answer question

QUIZZES

Make up quizzes and get someone to test you. Parents are keen to help!

PAST PAPERS

- Pick questions to consolidate the topic you are revising
- Look at answers to see what SQA is looking for / patterns of questions
- Listen to audio files
- Answer a number of questions – open book and closed book
- Time yourself (closer to exam time)
- Go back to your notes/teacher if you get a question wrong

RECORD YOURSELF

Record key information and play it on repeat. Listen while walking, running, in the car...



RESEARCH



Read and Ensure → Strategy → Effective searching → Authorship and Recording → Collecting information → How to present your work

At every stage, you can ask for **HELP**.

Help can take many forms: success criteria, class notes/jotters, teacher help, Google Classroom, peer help...

Stage	RESEARCH	You could:
1 R E	Read and Ensure Read the task carefully and ensure you understand what you are being asked to do.	<ul style="list-style-type: none"> • read the task and identify the key words – you could highlight or underline these • refer to your research glossary for subject specific command words • refer to the success criteria as a guideline – this will tell you what the end product looks like • ask for help, if you are unsure
2 S	Strategy – Plan your research. Start by writing down what you already know and what you want to find out.	<ul style="list-style-type: none"> • use mind-maps • highlight notes and information • use post it notes • use sub-headings to organise your research (always be clear what a sub-heading means/information required) • rank information (themes, issues, facts...) in order of importance • use Read and Write to group research and notes
3 E	Effective searching The next step is to find relevant information using a variety of sources. Use a reliable search engine.	<ul style="list-style-type: none"> • start with the materials suggested by the teacher or given in class: class notes, printed notes, text books, library books, PowerPoints, articles, Google classroom materials and specified websites ... • ask the school librarian or your class teacher for more advice <p>For additional research information, try online resources following the strategy given below:</p> <ul style="list-style-type: none"> • use specific key words, dates, phrases to help narrow down your search • use quotation marks in the search bar around key words to narrow your search down further
4 A R	Authorship and Recording Before note taking from a source, you should make sure that the source is valid	<ul style="list-style-type: none"> • record the identified author of your source • record the date of publish/date the website accessed • consider the purpose of the source – is it persuasive, informative, fact or opinion, biased...
5 C	Collecting information There are several techniques to use to help you record information when researching a topic.	<ul style="list-style-type: none"> • make notes using your own words • use key words, not sentences • use bullet points • organise your notes using your sub-headings • keep a list of the sources you have used/bookmark websites
6 H	How to present your work	<ul style="list-style-type: none"> • refer back to your success criteria • look at the model answers or examples given • allow time to complete the task to a high standard • ensure the information is written IN YOUR OWN WORDS

How your library can help you

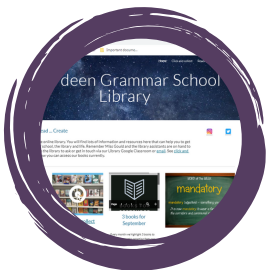
The library and library website have lots of resources to aid learning, research and revision. Miss Gould, the librarian, is always happy to help with research, finding resources and information.



In the library we have numerous study guides and study skills books, from Leckie and Leckie guides to books on how to take great notes. These can be borrowed. At peak times the loan period is reduced to one week.



Studying and exams can sometimes get on top of us. Our shelf help books offer strategies to help you relax and calm down. Also did you know reading something you enjoy for just 6 minutes can help reduce your stress levels by up to two thirds?



The library website is the ideal place to start any research or revision session with resources to help you with every step of the journey. The tools should help you study more efficiently, leaving you more time for the things you enjoy in your leisure time.

The website has two key areas that can really help you to succeed - Learning and Research and Online resources. You can find/ develop and gain the following information and skills:

Reading for study and note-taking strategies to help you learn more efficiently plus access summarising apps that can make text easier to read

Learn key strategies to separate fact from fiction and critically evaluate your sources to ensure what you use is reliable.

Recommended websites to help with research, study and exam pressure

Learn the skills to become an expert searcher to save trawling through 100s of irrelevant results.

<https://bit.ly/agslibweb>

ACCOUNTING

HOME LEARNING

HOME LEARNING TASKS	FREQUENCY	TIME ALLOCATION	RECOMMENDED RESOURCES AND WEBSITES
Quick questions on Google Classroom	Weekly	5 mins	Google Classroom
Completion of class tasks at home	After each class	20 mins	N5 Accounting Textbook – BrightRED
SQA Past Paper questions (one week's notice)	Weekly	30-40 mins	Success Criteria Booklet
Reading over notes to learn terminology	After each class	15-30 mins	SQA Past Papers and Solutions

N5 EXAMINATION (currently under review by SQA for session 2021/22)

	Brief Description	Details	Percentage
Question Paper	Section 1 has two 35 mark questions Section 2 has four 15 mark questions All questions are mandatory.	2 Hour paper	72%
Assignment	Applying ICT and accounting skills, knowledge and understanding to a small business	2 Hours - removed for 2021/2022	28%

*On the day of the Examination, pupils must bring their own: **Pen, calculator, ruler, Tippex***

HINTS AND TIPS FOR STUDY AND REVISION

- Organise your work into 2 lever arch files – one for Financial notes and tasks; one for the Management notes and tasks
- Complete extra tasks and redo tasks – do not just look at previous answers. Learn layouts by doing.
- Go over previous topics by completing tasks again – check against solutions.
- Look at feedback given on each piece of work, homework, assessment – learn from any errors.
- Be aware of how marks are gained – and lost! Look at homework and assessment which has been marked against SQA criteria.
- Write on task sheets e.g. where items are placed in Financial Statements. Tick off figures as they are used and parts of the task as they are completed.
- Start a Word Bank for new vocabulary and accounting terminology. Write brief definitions of terms.
- Write new terminology on a card with definition on the back. Get someone (parent, friend) to test you.
- Read notes and highlight as necessary. Use post-its or magic paper for terminology and definitions.
- Attend focussed revision sessions as required.

APPLICATIONS OF MATHEMATICS

N5 HOME LEARNING

HOME LEARNING TASKS	FREQUENCY	TIME ALLOCATION	RECOMMENDED RESOURCES AND WEBSITES
Look over notes to support learning.	After each lesson	½ hour per week	Websites / Resources <ul style="list-style-type: none"> • National 5 Applications • Scholar pupils have their own log in details • SQA Past Papers • BBC Bitesize N5 Applications
Completion of day to day work.	Ongoing	1-2 hours per week	
Homework Exercise to be handed in or uploaded as directed by the class teacher.	Ongoing	30 min - 1 hour	
Assessment preparation. Revision materials issued prior to each assessment.	Ongoing	As required to meet individual needs	

N5 EXAMINATION (currently under review by SQA for session 2021/22)

	Brief Description	Details	Percentage
Question Paper	Paper 1 - Non-calculator Paper 2 - Calculator	50 Minutes 1 hour 40 minutes	100%

*On the day of the Examination (Question paper), pupils must bring their own: **Pen, calculator***

HINTS AND TIPS FOR STUDY AND REVISION

- After each lesson read over your notes to make sure you understand the theory and the worked examples. - ask if you are confused.
- Complete all home learning tasks to the best of your ability – practice helps to make the learning permanent.
- As you complete each topic use the LISC booklet to regularly review and practice your skills.
- Check google classroom regularly for updates from your teacher.
- Complete assignments as instructed, and upload work as instructed by your teacher.

ART AND DESIGN

HOME LEARNING

HOME LEARNING TASKS	FREQUENCY	TIME ALLOCATION	RECOMMENDED RESOURCES AND WEBSITES
<p>Google Classroom Assignments - Research Tasks / Digital Moodboards / Essay Assignments.</p> <p>Practical assignments - completion of drawing and 2D design pieces started in class.</p>	Weekly	Up to two to three hours per week.	<p>All websites and resources are embedded within the google assignments.</p> <p>SQA Understanding Standards Website</p> <p>Pinterest</p>

N5 EXAMINATION (adapted for session 21-22, however, may be subject to change as per any SQA Updates)

	Brief Description	Details	Percentage
Question Paper	<p>Section 1 : Art Studies (this section will be delivered in class) Question 1 Compulsory plus ONE other personal choice question from (Q2-6.) OR*(21-22 adaptation) Section 2 : Design Studies Question 7 Compulsory plus ONE other personal choice question (Q8-12.) All questions are worth ten marks.</p>	<p>Candidates choose to respond to section 1 or 2.</p> <p>One section is equal to 25 marks which is scaled to 50 to equal the 20% available. Paper Duration : 1 hour</p>	20%
Expressive Folio	<p>Expressive theme research, practical development, final outcome and evaluation. Drawing and painting work produced throughout the school year. All work presented to SQA on a maximum 3 x A2 Sheets.</p>	<p>Class deadlines set and shared on school website and google classrooms. Folio to be finished March 2022</p>	40%
Design Folio	<p>Design theme and market research, 2D development and final outcome. Work to be annotated and evaluated. Design work produced throughout school year. All work presented to SQA on a maximum 3 x A2 Sheets.</p>	<p>Each Portfolio is worth 100 marks and is completed on an ongoing basis throughout the session.</p>	40%

*On the day of the Examination (Question paper), pupils must bring their own: **Pen (blue or black)***

HINTS AND TIPS FOR STUDY AND REVISION

The course comprises of a design project, expressive project and critical understanding of artists /designers. It is important you keep up with deadline dates for project work which will form evidence of the level you are working at. We gather work daily in class which builds up to become your folio. Critical understanding is tested in class through discussion and written papers - timed and open book.

We have published a deadline schedule on google classroom to keep you on track with learning. Art packs have been distributed to enable you to produce work at home as well as in school. Devote 3-6 hours each week (includes class time) to your practical art work to implement feedback given during learning conversations.

Use Pinterest and Instagram for creative inspiration. You Tube drawing tutorials are also a great way to build skills and improve.

BIOLOGY

HOME LEARNING

HOME LEARNING TASKS	FREQUENCY	TIME ALLOCATION	RECOMMENDED RESOURCES AND WEBSITES
Knowledge and understanding past paper questions Problem solving past paper questions Data handling past paper questions Research for assignment Scientific literacy questions Active Revision	Fortnightly. In addition pupils are expected to read over notes regularly	30 – 45 minutes per activity	BBC Bitesize Oronsay Biology Bright Red Digital SQA Questions and answers SQA Understanding Standards National 5 E-Book Google classroom access

N5 EXAMINATION (currently under review by SQA for session 2021/22)

	Brief Description	Details	Percentage
Question Paper	Section 1 – Multiple choice Section 2 – Extended answers	2 Hours 30 Minutes	80%
Assignment	Report based on approx. 6.5 hours research on a chosen topic.	Completed in school in February – March 1 hour 30 minutes write-up	20%

*On the day of the Examination, pupils must bring their own: **Pen, pencil, eraser, ruler, scientific calculator***

HINTS AND TIPS FOR STUDY AND REVISION

Start looking at, and attempting SQA Past Papers questions early in the course. Continue to work through these throughout the year.

As you progress through the course time yourself doing these questions, this will allow yourself to see if you will be able to complete a whole exam paper in the allocated time. Use the SQA marking instructions to check your answers. Pay attention to the “additional guidance” column as this may let you know about common unaccepted answers. After looking at the detailed marking instructions if you are still unsure about the answer please speak to your teacher about the question, noting down the year and question number.

BUSINESS MANAGEMENT

HOME LEARNING

HOME LEARNING TASKS	FREQUENCY	TIME ALLOCATION	RECOMMENDED RESOURCES AND WEBSITES
Analysis skill practice – issue the pupils with a news story to highlight 3 points and analyse them. Analysis skills required for Course Assignment. Exam style questions Case study questions Reading notes, creating own notes/mindmaps	Weekly	20-30 mins	Google Classroom BBC Bitesize BBC News website SQA and SQA Understanding Standards websites Make use of Flashcards for Revision

N5 EXAMINATION (currently under review by SQA for session 2021/2022)

	Brief Description	Details	Percentage
Question Paper	Section 1 has 2 Case Studies with questions Section 2 has short answer questions	2 Hour paper	75%
Assignment	Research and write-up on a business topic/issue. Externally Assessed.	Completed in school December 4 Hours research 1 Hour write-up	25%

*On the day of the Examination, pupils must bring their own: **Pen, calculator, ruler, Tippex***

HINTS AND TIPS FOR STUDY AND REVISION

- Review notes after every lesson and highlight the important points.
- Make use of BBC Bitesize to revise topics and complete the revision tests.
- Ensure you understand Command Words by reviewing the lesson and materials on Google Classroom.
- Prepare Flash Cards so that someone at home can help you revise.
- Ensure homework is completed and submitted on time.
- Start a Word Bank of Key Terms and update regularly.
- Be aware of how marks are gained and lost.
- Practice Past Paper questions and prepare a bank of suggested solutions
- Read feedback from your class teacher.
- Refer to presentations on Google Classroom – they are available for every topic.
- Ask for help if required!

CHEMISTRY

HOME LEARNING

HOME LEARNING TASKS	FREQUENCY	TIME ALLOCATION	RECOMMENDED RESOURCES AND WEBSITES
Knowledge and understanding past paper questions Problem solving past paper questions Data handling past paper questions Research for assignment Scientific literacy questions Active Revision	Minimum of 4 per unit with possible additional tasks Pupils will be expected to spend time reviewing notes on a weekly basis.	10 – 45 minutes per activity	List of URL's updated regularly on Google Classroom (and S4 Revision Google Classroom)

N5 EXAMINATION (currently under review by SQA for session 2021/22)

	Brief Description	Details	Percentage
Question Paper	Section 1 – Multiple choice Section 2 – Extended answers	2 Hours 30 Minutes	80%
Assignment	Report based on approx. 6.5 hours research on a chosen topic.	Completed in school in February – March 1 hour 30 minutes write-up	20%

*On the day of the Examination, pupils must bring their own: **Pen, pencil, eraser, ruler, scientific calculator***

HINTS AND TIPS FOR STUDY AND REVISION

Start looking at, and attempting SQA Past Papers questions early in the course. Continue to work through these throughout the year.

As you progress through the course time yourself doing these questions, this will allow yourself to see if you will be able to complete a whole exam paper in the allocated time. Use the SQA marking instructions to check your answers. Pay attention to the “additional guidance” column as this may let you know about common unaccepted answers. After looking at the detailed marking instructions if you are still unsure about the answer please speak to your teacher about the question, noting down the year and question number.

COMPUTING SCIENCE

HOME LEARNING

HOME LEARNING TASKS	FREQUENCY	TIME ALLOCATION	RECOMMENDED RESOURCES AND WEBSITES
All tasks are located on Google Classroom. Short-answer questions Exam style questions	Weekly	20-30 mins	Google Classroom Programming languages for optional home learning – pupils developing programming skills BBC Bitesize SQA and SQA Understanding Standards websites

N5 EXAMINATION (currently under review by SQA for session 2021/22)

	Brief Description	Details	Percentage
Question Paper	Section 1 has short answer questions Section 2 has longer questions	2 hour paper	69%
Assignment	Practical task involving designing and creating a program, a database and a web page. This is externally marked.	Completed in school February - March 8 hours total	31%

*On the day of the Examination, pupils must bring their own: **Pen, calculator***

HINTS AND TIPS FOR STUDY AND REVISION

National 5

Practise coding at home using Python, SQL and HTML

Useful websites for this would be

- w3school.com
- sqlbolt.com
- repl.it for completing tasks set in school

Working through tasks on scholar.hw.ac.uk

Working through tasks on National 5 Computing Science section on BBC Bitesize

Revising using past papers from SQA website

National 4

Practise coding at home using Python a useful websites for this would be

- W3school.com

Working through tasks on National 4 Computing Science section on BBC Bitesize

DRAMA

HOME LEARNING

HOME LEARNING TASKS	FREQUENCY	TIME ALLOCATION	RECOMMENDED RESOURCES AND WEBSITES
<p>Preparation Tasks</p> <ul style="list-style-type: none"> ● Learning Lines ● Research <p>Workbook/Google Classroom Tasks</p> <ul style="list-style-type: none"> ● Vocabulary Tests ● Character Card/Writing in Role ● Practice Questions ● Stimulus Work ● Past Papers ● Preparation for Performance Essay <p>Evaluative Task</p> <ul style="list-style-type: none"> ● Self and Peer Evaluations ● Live Production Analysis 	The homework will be weekly to begin with and as the tasks get bigger it then shifts to once a fortnight.	In the first term the tasks will only take 5-10 minutes. However when doing a past paper it could take up to 90 minutes.	Pupils will be given a vocabulary and information guide. All resources will also be shared through google classroom

N5 EXAMINATION (currently under review by SQA for session 2021/22)

	Brief Description	Details	Percentage
Question Paper	Part 1 – Is based on pupils' final practical performance. Part 2 – pupils need to create a play from a selection of stimuli in the exam.	1 Hour 30 Minutes paper	40%
Practical Exam	Part 1 – Preparation for performance. A written piece of work describing their acting/design concepts.	Done in class time	10%
	Part 2 – Performance of a given text, externally assessed by an SQA examiner.	10-45mins	50%

*On the day of the Examination, pupils must bring their own: **Pen***

HINTS AND TIPS FOR STUDY AND REVISION

- Get to grips with key terminology used in Drama e.g. form, conventions, voice, movement terminology etc. by referring to the Information booklet on Google Classroom
- Practice exam style questions regularly and hand these in for marking and teacher feedback
- Practical work – research the play that you have been given so you understand its content and context
- Actors: rehearse and line learns, blocking and subtext
- Designers: Ensure portfolios have all the aspects needed and practice your designs. Make sure your design for your chosen production role has been brought to life.
- Communicate with the class teacher – this is important for individual feedback about your progress. Don't let work pile up and become unmanageable, if you do not know what to do, ask the teacher
- Attend supported study sessions when available
- Check google classroom for up-dates, engage in posts and complete tasks on time
- Use resources posted on Google Classroom to help with revision.

ENGINEERING SCIENCE

HOME LEARNING

HOME LEARNING TASKS	FREQUENCY	TIME ALLOCATION	REVISION RESOURCES AND WEBSITES
Exam/Assignment style questions	4 per unit	30 - 45 minutes	Resources will be uploaded to google classroom Pupil Notes for all three sections. Problem Booklets, with answers, for all three sections. SQA Past Papers BrightRED – Study Guide: National 5 Engineering Science Lunchtime study classes after January assessments.

N5 EXAMINATION (currently under review by SQA for session 2021/22)

	Brief Description	Details	Percentage
Question Paper	Section 1 – Short answers - 20 marks Section 2 – Extended answers - 90 marks	1 Hour 50 Minutes paper	100%

*On the day of the Examination (Question paper), pupils must bring their own: **Pen, pencil, eraser, ruler, Scientific Calculator, Protractor***

HINTS AND TIPS FOR STUDY AND REVISION

Start looking at, and attempting SQA Past Papers questions early in the course. Continue to work through these throughout the year.

As you progress through the course time yourself doing these questions, this will allow yourself to see if you will be able to complete a whole exam paper in the allocated time. Use the SQA marking instructions to check your answers. Pay attention to the “additional guidance” column as this may let you know about common unaccepted answers.

ENGLISH

HOME LEARNING

HOME LEARNING TASKS	FREQUENCY	TIME ALLOCATION	RECOMMENDED RESOURCES AND WEBSITES
Read class text and notes Plan and write critical essays Complete characterisation and theme work Practise RUAE and set text papers Folio re-drafting	Weekly	1-2 hours per week (dependent on task)	All resources will be issued and/or placed on Google website RUAE and Set text resources will be issued All first drafts of folio must be completed in school and any further re-drafts MUST be the pupil's own work and in accordance with SQA guidelines
Talk Preparation	Minimum once per year	Will be given at least a week to prepare	All resources will be issued and/or placed on Google classroom
Research Tasks Discursive Essay	As appropriate to class	At least two weeks to produce research	All resources will be issued and/or placed on Google classroom
Additional revision activities Revision Bingo grid A revision task a day	On-going	On-going	https://www.bbc.com/bitesize/levels/z6gw2hy https://scholar.hw.ac.uk/ https://www.brightredbooks.net/subjects/ https://quizlet.com/en-gb https://www.sporcle.com/ https://www.sparknotes.com/

N5 EXAMINATION (currently under review by SQA for session 2021/22)

	Brief Description	Details	Percentage
Question Paper 1	Reading for Analysis and Evaluation 1 unseen non-fiction passage and questions	Tuesday 5 May 2020 1 Hour	30%
Question Paper 2	Critical Reading Section 1: one analysis of a set text extract, 20 marks Section 2: one critical essay on a studied text, 20 marks	Tuesday 5 May 2020 1 Hour 30 minutes	40%
Writing Folio	One broadly creative essay, 15 marks One broadly discursive essay, 15 marks	Produced over the course of the year	30%

On the day of the Examination (Question paper), pupils must bring their own: Pen (blue or black)

HINTS AND TIPS FOR STUDY AND REVISION

Support reading skills by looking at quality newspaper articles. You should:

- Read and SUMMARISE in your own words.
- Highlight and IDENTIFY unfamiliar vocabulary. Look these words up and note down their definition or try to work out what they mean using CONTEXT clues.
- Look for examples of effective word choice, imagery and sentence structure and explain why they are effective using your RUAE answer structures
- Set your own RUAE questions and make the marking scheme to go with them.

To revise set text and critical essay texts:

- ACTIVELY re-read your texts. Think about: predicting, visualising, connecting, questioning, reviewing and evaluating.
- REVIEW notes and class materials. Keep these organised.
- ANCHOR your learning. Annotate texts again. Make flash cards. Write mini TEA answers for set text or PEEL paragraphs for critical essays.
- If you are a visual learner, DRAW representations of texts and label them. Use HEXAGONS to challenge your thinking. Use GRAPHIC ORGANISERS. Create MIND MAPS.
- CREATE quote quizzes or try online resources such as BBC Bitesize, The Learning Cauldron, Sporcle, Memrise, Tinycards or Kahoot...
- Try past papers. Plan and write critical essays under timed conditions. Submit to your class teacher and work on the feedback given.

NATIONAL 5 ESOL

HOME LEARNING

HOME LEARNING TASKS	FREQUENCY	TIME ALLOCATION	RECOMMENDED RESOURCES AND WEBSITES
Learning of vocabulary Reading homework Listening practice Grammar revision Prepare and practise for writing	Ongoing/ weekly See Google classroom for details	Varies, but at least 20 minutes before a lesson of vocabulary and grammar revision	Scholar (course content) SQA Academy (exam skills) https://esol.britishcouncil.org www.esolcourses.com (language skills) www.elllo.org (listening) https://elt.oup.com/student/practicegrammar/int (grammar)

N5 EXAMINATION (currently under review by SQA for session 2021-22)

	Brief Description	Details	Percentage
Question Paper 1	Listening (3 recordings)	Approx. 35mins	25%
Question Paper 2	Reading (3 written texts)	1hr10mins	25%
Question Paper 3	Writing: Part 1 – Everyday Life, Part 2 – Work or Study	1h 10mins	25%
Performance - Speaking and Listening	Conversation/discussion	By Feb/March 2022 Approx. 5-6 mins	25%

On the day of the Examination, pupils must bring their own: Pen

HINTS AND TIPS FOR STUDY AND REVISION

Reading: Practise reading from a variety of sources. Use past papers to practise reading under timed conditions. Regularly revise your vocabulary and grammar to help you look up and understand more complex texts. Practise looking up idiomatic phrases.

Writing: Develop your writing over a period of time. Build in as much of the vocabulary and language structures covered in class as possible. Make sure you are familiar with the features, style and layout of each type of writing, e.g. formal e-mail/letter, essay, report, article.

Listening: Regularly revise key vocabulary from each context at home. Keep vocabulary lists for each and keep adding to this. Practise listening from a variety of sources and make sure you are used to listening to different accents.

Speaking: Speaking tests should be based on what you have covered in class and be developed over a period of time. Regularly revise key vocabulary and language structures at home. Practise developing more detailed and extended responses – in class and at home to build confidence.

FRENCH

HOME LEARNING

HOME LEARNING TASKS	FREQUENCY	TIME ALLOCATION	RECOMMENDED RESOURCES AND WEBSITES
Read over lesson Powerpoint	After each lesson	20-30 minutes	N5 Vocabulary Revision Booklet; N5 Writing Booklet (Job Application) N5 Topic Booklets BrightRED Study Guide – N5 French BBC Bitesize; SCHOLAR
Writing or reading task	Weekly	Approx. 1 hour	
Grammar - technical practice	As set by teacher	As required	
Prepare and practise for: Writing (bullet points) Speaking (talk and conversation)	Ongoing	20 minutes minimum per week	

N5 EXAMINATION (currently under review by SQA for session 2021/22)

	Brief Description	Details	Percentage
Question Paper	Reading - 3 texts - questions in English	Reading/Writing - 1 hr 30 mins	25%
	Writing - job application letter in French		25%
	Listening – 2 recorded texts	Listening – 30 mins (approx.)	25%
Assignment-Writing	Removed for session 2021-22 only		
Performance - Talking	Prepared presentation (1-2 minutes) Follow up conversation (5-6 minutes)	Completed in school in February/March 2022	25%

On the day of the Examination, pupils must bring their own: Pen. A French-English dictionary is provided. If pupils want to use their own dictionary, the dictionary must be handed in to school 48 hours before the exam.

HINTS AND TIPS FOR STUDY AND REVISION

Reading: Buy your own dictionary and use it to practise reading from a variety of sources. Use past papers to practise reading under timed conditions. Regularly revise grammar notes to help you understand more complex texts. Remember - SDE (Signpost, Detail, English)

Writing: Develop your writing over time and understand what you are writing. Include vocabulary /language structures which you learn and practise in class. Learn one piece of writing at a time (e.g. a paragraph or bullet point) and keep it visual - for example, on a revision card, post-it or magic paper.

Listening: Regularly revise vocabulary from your Topic booklets and Vocabulary Revision booklet. Add new vocabulary to these booklets. Highlight words you don't know and keep going back to them. Get someone to test you!

Speaking: Learn how to pronounce words correctly. Quizlet.com and many online dictionaries now include sound icons to read words aloud. Speaking tests should be based on what you have covered in class and be developed over a period of time. Practise in class and at home to build confidence!

NATIONAL 5 GEOGRAPHY

HOME LEARNING

HOME LEARNING TASKS	FREQUENCY	TIME ALLOCATION	RECOMMENDED RESOURCES AND WEBSITES
<p>Past paper questions (timed and un-timed)</p> <p>Information gathering and reading prior to teaching in class</p>	<p>Once per week for past paper questions</p> <p>Reading over notes weekly</p> <p>Revision for end of unit assessments</p>	<p>An average of 30 minutes – 1 hour per task, and reading over notes in addition to this</p>	<p>All lesson material is available on Google Classroom</p> <p>BBC Bitesize for simple explanations</p> <p>Leckie and Leckie revision books</p> <p>Past paper booklets provided by teaching staff prior to the final exam</p>

N5 EXAMINATION (currently under review by SQA for session 2021/22)

	Brief Description	Details	Percentage
Question Paper	<p>Section 1 : Physical Environments</p> <p>Section 2 : Human Environments</p> <p>Section 3 : Global Issues</p>	2 Hours 20 Minutes paper	100%

On the day of the Examination (Question paper), pupils must bring their own: Pens, Pencils, Rubber, Ruler, Calculator and Coloured Pencils.

HINTS AND TIPS FOR STUDY AND REVISION

- Read over notes each week
- Highlight key words and ensure understanding of 'describe' and 'explain'
- Learn definitions and case studies
- Practise map skills
- Make flashcards with key words for each topic
- Re-draft model answers into your own words
- Use past paper booklets provided by your teacher to complete extra questions
- Practise exam questions under timed conditions (1.75 minutes per mark)
- Attend revision classes
- Meet all deadlines
- Catch up on lessons missed using materials posted on Google Classroom

GRAPHIC COMMUNICATION

HOME LEARNING

HOME LEARNING TASKS	FREQUENCY	TIME ALLOCATION	RECOMMENDED RESOURCES AND WEBSITES
<ul style="list-style-type: none"> • Sketching practice • Exam style questions • General theory 	Weekly	30 – 45 minutes	Resources will be uploaded to google classroom <ul style="list-style-type: none"> • Textbook : National 4+5 Graphic Communication – Course Notes P Linton, S Hunter (Leckie and Leckie). • Past papers + specimen papers on SQA Website

N5 EXAMINATION (adapted for session 21-22, however, may be subject to change as per any SQA Updates)

	Brief Description	Details	Percentage
Question Paper	Knowledge & Understanding	1 Hour 30	60 %
Assignment	Preliminary graphics Production graphics Promotional graphics	8 hours folio Closed book Undertaken during class time, under exam conditions.	40 %

*On the day of the Examination (Question paper), pupils must bring their own: **Pen (blue or black)***

HINTS AND TIPS FOR STUDY AND REVISION

The three main elements of this course are Preliminary, Promotional and Production. Although there is no expectation to download the software at home, there are a number of things you can do to help yourself.

Practising your sketching at home will really help to improve your fine motor skills and this will feed into the rest of the course. Ensure you use the materials and notes on google classroom to revise subject matter - the course has a circular nature so you will dip in and out of topics as we go. Always focus on completing every piece to your personal best.

Deadlines are important in this course, so ensure you read all the instructions and plan your time effectively.

National 5 Health and Food Technology

HOME LEARNING

HOME LEARNING TASKS	FREQUENCY	TIME ALLOCATION	RECOMMENDED RESOURCES AND WEBSITES
<p>Past paper style questions: focus on structuring answers to gain maximum marks - specifically describe, explain, evaluate</p> <p>Consolidation of class work: completion of class notes so these are up-to-date prior to next lesson</p> <p>Revision for assessments: creation of note cards/mind maps of key course content. Pupils to keep track of their progress using the skills, knowledge and understanding check lists for each unit</p> <p>Assignment preparation: complete research based tasks focussing on food product development and contemporary food issues (surveys, interviews, literary research)</p>	<p>Weekly</p> <p>(will be a mixture of each of the tasks detailed in the left hand column)</p>	<p>1-2 hours</p> <p>(may vary slightly at different times of the year)</p>	<p>Food a Fact of Life https://www.foodafactoflife.org.uk/</p> <p>British Nutrition Foundation https://www.nutrition.org.uk/</p> <p>British Dietetic Association https://www.bda.uk.com/</p> <p>SQA National 5 Health and Food Technology - Course overview</p> <p>BrightRed Publishing Digital Zone (N5 suitable for Higher level as well) Be Bright Be Ready > HFT</p>

EXAMINATION (currently under review by SQA for session 2021-22)

	Brief Description	Details	Percentage
Question Paper	<p>A degree of optionality has been added to the question paper for this session to give candidates more opportunity to apply their knowledge and understanding.</p> <p>Candidates must attempt questions 1 and 2 as they are mandatory. Questions 3,4,5,6 are part of the optional section and candidates must choose 3 questions to answer from this section. Questions will focus on all key command words detailed above and will assess all elements of the course: Food for Health, Food Product Development and Contemporary Food Issues.</p>	1 hour 50 minutes	50%
Assignment	<p>Due to difficulties in some centres in carrying out practical activities, candidates will have to complete only sections 1 and 2 of the assignment this session.</p> <p>Candidates will be required to complete 2 investigations surrounding the key issues identified in the design brief (supplied by SQA). Following research, candidates will create a recipe to suit the needs of the design brief and then come up with 6 justifications for their choice of product. Candidates will be developing research skills during the Food Product Development unit and should refer back to class examples in order to ensure research is structured clearly with evidence of source of data.</p>	On-going in class (usually Feb - March)	50%

HINTS AND TIPS FOR STUDY AND REVISION

- Get to grips with command words used in Health and Food Technology (Describe, explain, evaluate) and the structures needed to answer them
- Regular practicing of exam style questions (especially evaluate questions); hand these in for marking and teacher feedback
- Watch / read current nutrition and health articles on BNF website in order to keep up knowledge of health and contemporary food issues
- Communicate with class teacher – this is important for individual feedback about your progress (don't let work pile up and become unmanageable)
- Attend supported study sessions when available and check/engage with google classroom

NATIONAL 5 HISTORY

HOME LEARNING

HOME LEARNING TASKS	FREQUENCY	TIME ALLOCATION	RECOMMENDED RESOURCES AND WEBSITES
<ul style="list-style-type: none"> ● Exam question practice ● Completion of class notes ● Reading over class notes ● Revision for class tests 	<ul style="list-style-type: none"> ● Practice questions once per fortnight ● Reading over notes weekly ● Revision for end of unit assessments 	1-2 hours per week	Revision booklets provided for each unit Instructions for tackling source questions in skills jotters Power Points all on Google Classroom BBC Bitesize SQA Website – Past Papers

N5 EXAMINATION (currently under review by SQA for session 2021/22)

	Brief Description	Details	Percentage
Question Paper	Section 1: The Era of the Great War, 1910-1928 Section 2: Changing Britain, 1760-1914 Section 3: Hitler and Nazi Germany, 1919-1939	2 Hour 20 Minutes paper	100%

*On the day of the Examination, pupils must bring their own: **Pen (highlighters if required)***

HINTS AND TIPS FOR STUDY AND REVISION

- Read over notes each week
- Highlight key words
- Make Flashcards for each topic
- Redraft your practice questions based on feedback
- Complete extra question practice (preferably under timed conditions)
- Attend revision classes
- Meet all deadlines

MATHEMATICS

N4 HOME LEARNING

HOME LEARNING TASKS	FREQUENCY	TIME ALLOCATION	RECOMMENDED RESOURCES AND WEBSITES
Completion of classwork.	Ongoing	Up to an hour per week.	Websites / Resources <ul style="list-style-type: none"> • Free National 4 Maths Resources • BBC Bitesize National 4
Revision materials to be completed in preparation for summative assessments.	Ongoing	As directed by the class teacher.	

N5 HOME LEARNING

Look over notes to support learning	After each lesson	½ hour per week	Websites / Resources Hodder Gibson How to pass National 5 Maths Leckie and Leckie National 5 Maths Success Guide National 5 Maths Practice Questions <ul style="list-style-type: none"> • national5maths.co.uk • Scholar pupils have their own log in details • https://www.maths180.com • BBC Bitesize N5 Maths
Learning intention and success criteria booklet - learn facts and techniques and answer practice questions.	Ongoing	After each topic. Revisit regularly.	
Completion of day to day work.	Ongoing	1-2 hours per week	
Homework Exercise to be handed in or uploaded at the end of some topics as directed by the class teacher.	Monthly	20-30 minutes	
Assessment preparation. Revision materials issued prior to each assessment.	Ongoing	As required to meet needs	

N5 EXAMINATION (currently under review by SQA for session 2021)

	Brief Description	Details	Percentage
Question Paper	Paper 1 - Non-calculator Paper 2 - Calculator	1 Hour 1 Hour 30 Minutes	100%

*On the day of the Examination (Question paper), pupils must bring their own: **Pen, calculator***

HINTS AND TIPS FOR STUDY AND REVISION

- After each lesson read over your notes to make sure you understand the theory and the worked examples. - ask if you are confused.
- Complete all home learning tasks to the best of your ability – practice helps to make the learning permanent.
- As you complete each topic use the LISC booklet to regularly review and practice your skills.
- Check google classroom regularly for updates from your teacher.
- Complete assignments as instructed, and upload work as indicated by your teacher.

NATIONAL 5 MODERN STUDIES

HOME LEARNING

HOME LEARNING TASKS	FREQUENCY	TIME ALLOCATION	RECOMMENDED RESOURCES AND WEBSITES
<ul style="list-style-type: none"> ● P.E.E. questions ● Source questions ● Revision tasks 	Practise questions at least once per fortnight plus revision and going over notes	1-2 hours per week	<ul style="list-style-type: none"> ● Revision booklets for each topic ● Past paper style question booklet ● PowerPoints from google classroom ● Regularly watch and keep up to date with the news. ● BBC Bitesize ● SQA past papers (available from SQA website) ● flashcards

National 5 EXAMINATION (currently under review by SQA for session 2021/22)

	Brief Description	Details	Percentage
Question Paper	Section 1: Democracy in Scotland and the UK Section 2: Social Issues in the UK Section 3: International Issues	2 Hour 20 Minutes paper	100%

*On the day of the Examination, pupils must bring their own: **Pen (highlighters if required)***

HINTS AND TIPS FOR STUDY AND REVISION

- Read over notes each week
- Highlight key words
- Make Flashcards for each topic
- Redraft your practice questions based on feedback
- Complete extra questions, PEE question sheets (preferably under timed conditions)
- Practise all source questions by completing all skill booklet questions
- Watch the news for examples you can use in your answers
- Meet all deadlines

MUSIC

HOME LEARNING

HOME LEARNING TASKS	FREQUENCY	TIME ALLOCATION	RECOMMENDED RESOURCES AND WEBSITES
Listening - Revision of musical concepts covered during previous lessons in preparation for the starter activity the following week.	Weekly	20 Minutes	http://mymusiconline.co.uk/ - password music17 http://jamesgillespies.co.uk/music-revision-materials/ http://jm-education.com/page17.html https://www.bbc.com/bitesize/learn
Listening - Concept test revision	Weekly	20 Minutes	http://www.ataea.co.uk/
Performing - Where possible, pupils should practise their instruments in preparation for performance exams.	Daily	20 Minutes	YouTube https://quizlet.com/13222756/national-5-music-concepts-flash-cards/

N5 EXAMINATION (currently under review by SQA for session 2021/22)

	Brief Description	Details	Percentage
Question Paper	Understanding Music A listening paper which tests concept knowledge.	45 Minutes paper	40%
Performing	Perform a 6 - 6 ½ minute performance in front of a visiting SQA examiner demonstrating the skills on 2 instruments or instrument and voice.	6 minute 30 second performance	60%

*On the day of the Examination, pupils must bring their own: **Pen***

HINTS AND TIPS FOR STUDY AND REVISION

- Get to grips with key terminology used in Music by using concept dictionary and websites e.g. NQ Music MyMusicOnline
- Practice performance programme on two selected instruments
- Communicate with the class teacher – this is important for individual feedback about your progress. Don't let work pile up and become unmanageable, if you do not know what to do, ask the teacher
- Attend supported study sessions when available
- Check google classroom for up-dates, engage in posts and complete tasks on time
- Use resources posted on Google Classroom to help with revision.

MUSIC TECHNOLOGY

HOME LEARNING

HOME LEARNING TASKS	FREQUENCY	TIME ALLOCATION	RECOMMENDED RESOURCES AND WEBSITES
Revise Concepts	Weekly	20 mins	ataea.co.uk/NQ Music

N5 EXAMINATION (currently under review by SQA for session 2021/22)

	Brief Description	Details	Percentage
Question Paper	Understanding Music A listening paper which tests concept knowledge.	45 Minutes paper	30%
Assignment	Use music technology software to create 2 projects that demonstrate various technological processes	2 Projects sent to the SQA	70%

*On the day of the Examination, pupils must bring their own: **Pen***

HINTS AND TIPS FOR STUDY AND REVISION

Get to grips with key terminology used in Music Technology by using concept dictionary and websites e.g. Musipedia (ataea.co.uk)

Make sure you come to class with any downloaded audio that you need for your project

Communicate with the class teacher – this is important for individual feedback about your progress. Don't let work pile up and become unmanageable, if you do not know what to do, ask the teacher

Attend supported study sessions when available

Check google classroom for up-dates, engage in posts and complete tasks on time

Use resources posted on Google Classroom to help with revision.

PHYSICAL EDUCATION

HOME LEARNING

HOME LEARNING TASKS	FREQUENCY	TIME ALLOCATION	RECOMMENDED RESOURCES AND WEBSITES
Portfolio preparation	Weekly	30 minutes – 1 hour 1-2 hours	All resources on google classroom
Practical Performance Participation in school based extracurricular sports and/or own personal activities outside of school is highly recommended.	Weekly		BBC Bitesize https://www.bbc.com/bitesize/subjects/zctsr82

N5 EXAMINATION (currently under review by SQA for session 2021/22)

	Brief Description	Details	Percentage
Portfolio	A project that involves the pupils: investigating factors that impact their performance, setting targets, carrying out a training plan, reviewing and evaluating the effectiveness of the plan and finally setting new development targets.	Completed by end of March	50%
Performance	Pupils are assessed on their ability to perform effectively physical activities. Each performance is a single event in a challenging, competitive and/or demanding context. Pupils are awarded a score on a scale from 0-30 per performance. There are no mandatory physical activities prescribed in the National 5 Physical Education course.	By March	50%

HINTS AND TIPS FOR STUDY AND REVISION

- Always arrive prepared for practical and written work.
- Check Google Classroom regularly for updates and weekly home learning tasks.
- Learning tasks are all linked to your Portfolio. Take time to read or listen to feedback in order to be best prepared for writing up your Portfolio answers in class.
- Use your spare time to practice and improve your two chosen sports for the practical assessment.
- BBC Bitesize offers additional opportunities to consolidate your learning
<https://www.bbc.co.uk/bitesize/subjects/zctsr82>

PHYSICS

HOME LEARNING

HOME LEARNING TASKS	FREQUENCY	TIME ALLOCATION	RECOMMENDED RESOURCES AND WEBSITES
Knowledge and understanding past paper questions Problem solving past paper questions Data handling past paper questions Research for assignment Scientific literacy questions Active Revision	Minimum of 4 per unit with possible additional tasks Pupils will be expected to spend time reviewing notes on a weekly basis.	10 – 45 minutes per activity	BBC Bitesize SQA Questions and answers SQA understanding Standards National 5 E-Book Google classroom access Virtual Physics on school network

N5 EXAMINATION (currently under review by SQA for session 2021/22)

	Brief Description	Details	Percentage
Question Paper	Section 1 – Multiple choice Section 2 – Extended answers	2 Hours 30 Minutes	80%
Assignment	Report based on approx. 6.5 hours research on a chosen topic.	Completed in school in February – March 1 hour 30 minutes write-up	20%

*On the day of the Examination, pupils must bring their own: **Pen, pencil, eraser, ruler, scientific calculator***

HINTS AND TIPS FOR STUDY AND REVISION

Start looking at, and attempting SQA Past Papers questions early in the course. Continue to work through these throughout the year.

As you progress through the course time yourself doing these questions, this will allow yourself to see if you will be able to complete a whole exam paper in the allocated time. Use the SQA marking instructions to check your answers. Pay attention to the “additional guidance” column as this may let you know about common unaccepted answers. After looking at the detailed marking instructions if you are still unsure about the answer please speak to your teacher about the question, noting down the year and question number.

PRACTICAL COOKERY

HOME LEARNING

HOME LEARNING TASKS	FREQUENCY	TIME ALLOCATION	RECOMMENDED RESOURCES AND WEBSITES
<p>Research tasks, dietary targets, nutrients safe hygienic practices. Sustainability presentation. Exam style questions and preparation.</p> <p>Practice practical skills (optional) Pupils are encouraged to practice: knife skills, food preparation skills and cooking processes on a weekly basis. There is also an expectation that pupils will be preparing and cooking 2 and 3 course recipes in their own time. This extra work will reinforce learning.</p>	<p>As required but most weeks</p> <p>Optional tasks</p>	<p>30 minutes – 1 hour</p> <p>30minutes – 2 hours</p>	<p>British Nutrition Foundation https://www.nutrition.org.uk/</p> <p>SQA Hospitality Skills: https://www.youtube.com/results?search_query=sqa+hospitality</p> <p>Springboard Futurechef: https://futurechef.uk.net/learningbites</p> <p>Food a fact of life: https://www.foodafactoflife.org.uk/14-16-years/</p>

N5 EXAMINATION (currently under review by SQA for session 2021/22)

	Brief Description	Details	Percentage
Question Paper	This question paper will be set and marked by SQA.	1 Hour paper	25%
Assignment and Practical	<p>Assignment (planning for Practical)</p> <p>Practical Activity (3 course meal)</p>	<p>Completed in school</p> <p>2 hours 30 minutes</p>	75%

*On the day of the Examination (Question paper) pupils must bring their own: **Pen (blue or black) & Calculator***

HINTS AND TIPS FOR STUDY AND REVISION

- Regular practice of the cookery skills, techniques, and processes covered during practical classes, at home, to help with pace of work and improvement of organisational skills
- Time plans drawn up for 2 and 3 dish practical activities
- Costing exercises carried out using the recipes completed in class
- Equipment lists made for unfamiliar recipes
- Past paper questions completed to back up theory work
- Regular checking in to Google classroom to ensure recipes are read over before class and any homework exercises completed

NATIONAL 5 PRACTICAL WOODWORK

HOME LEARNING

HOME LEARNING TASKS	FREQUENCY	TIME ALLOCATION	RECOMMENDED RESOURCES AND WEBSITES
<ul style="list-style-type: none"> • General theory • Questioning based on classwork/past papers 	Weekly/Monthly	30 minutes.	Resources will be uploaded to Google classroom This contains a number of Knowledge & Understanding booklets with notes on materials, tools & processes of the course. They also have access to homework questions. Pupils should spend time revising these notes.

N5 EXAMINATION (currently under review by SQA for session 2021/22)

	Brief Description	Details	Percentage
Practical Activity	<ul style="list-style-type: none"> • Workshop based manufacture • set by SQA • conducted under supervision • internally marked and verified by the SQA. 	Practical work completed in school by March 22	70%
K & U	Knowledge & Understanding - evidence of knowledge and understanding is gathered throughout the session through assessments and embedded within practical activity.	Ongoing assessment throughout the session.	30%

HINTS AND TIPS FOR STUDY AND REVISION

Make sure you spend time outside class reading over the course notes provided on google classroom on a regular basis. These notes cover all the Knowledge & Understanding required for the theory element of the course / course work assessment.

RELIGIOUS EDUCATION - MORALITY AND JUSTICE UNIT

HOME LEARNING

HOME LEARNING TASKS	FREQUENCY	TIME ALLOCATION	RECOMMENDED RESOURCES AND WEBSITES
Additional research and awareness of current news stories related to the topic.	Preparation for N5 open book task unit assessment		www.bbc.com/bitesize/guides/zvs3d2p/revision/1

HOW PARENTS CAN SUPPORT THEIR CHILD

Parents can support pupils by drawing their attention to articles in the news about crimes that have been committed, particularly in the UK

Parents can discuss the following questions with their child:

1. What was the Cause of Crime?
2. What Sentence did the offender get?
3. What Purpose of Punishment did the sentence fulfil?
4. Why do you agree/disagree with the Sentence?

SPANISH

HOME LEARNING

HOME LEARNING TASKS	FREQUENCY	TIME ALLOCATION	RECOMMENDED RESOURCES AND WEBSITES
Learning of vocabulary	After each lesson	20-30 minutes	N5 Vocabulary Revision Booklet
Writing or reading task	Weekly	Approx. 1 hour	Set by teacher and feedback given
Grammar and lesson revision	After each lesson	As required	Google Classroom; BBC Bitesize;
Prepare and practise for: Writing (bullet points) Speaking (talk and conversation)	Ongoing	20 minutes minimum per week to build confidence	Writing Booklet / Homework jotter BrightRED Study Guide – N5 Spanish Quizlet; BBC Bitesize;

N5 EXAMINATION (currently under review by SQA for session 2021/22)

	Brief Description	Details	Percentage
Question Paper	Reading - 3 written texts	Reading/Writing - 1 hr 30 mins	25%
	Writing - job application in Spanish		25%
	Listening – 2 recorded texts	Listening – 30 mins	25%
Assignment-Writing	Removed for session 2021-22 only		
Performance -Talking	Prepared presentation (1-2 minutes) Follow up conversation (5-6 minutes)	Completed in school in February/March 2022	25%

On the day of the Examination, pupils must bring their own: Pen. A Spanish-English dictionary is provided. If pupils want to use their own dictionary, the dictionary must be handed in to school 48 hours before the exam.

HINTS AND TIPS FOR STUDY AND REVISION

Reading: Buy your own dictionary and use it to practise reading from a variety of sources. Use past papers to practise reading under timed conditions. Regularly revise grammar notes to help you understand more complex texts.

Writing: Develop your writing over time and understand what you are writing. Include vocabulary /language structures which you learn and practise in class. Learn one piece of writing at a time (e.g. a paragraph or bullet point) and keep it visual - for example, on a revision card, post-it or magic paper.

Listening: Regularly revise vocabulary from your Topic booklets and Listening Revision booklet. Add new vocabulary to these booklets or in your vocabulary jotter. Highlight words you don't know and keep going back to them. Get someone to test you!

Speaking: Learn how to pronounce words correctly. Keep asking your teacher for help if not sure. Quizlet.com and many online dictionaries now include sound icons to read words aloud. Speaking tests should be based on what you have covered in class and be developed over a period of time. Practise in class and at home to build confidence.

NPA DIGITAL MEDIA

HOME LEARNING

HOME LEARNING TASKS	FREQUENCY	TIME ALLOCATION	RECOMMENDED RESOURCES AND WEBSITES
All tasks are located on Google Classroom. Multiple choice questions Short-answer questions	Bi-weekly	20-30 mins	All resources are available on Google Classroom

ASSESSMENT (currently under review by SQA for session 2021/22)

	Brief Description	Details
Theory Assessment	Three multiple choice tests covering Audio, Still Images and Video	20 questions per test
Project	Practical task involving planning, acquiring and editing media for a multimedia product (video or presentation)	Completed in school February - March No time limit

*On the day of the Examination, pupils must bring their own: **Google Classroom login***

HINTS AND TIPS FOR STUDY AND REVISION

Theory tests

- Use the presentations and notes that are provided in Google Classroom.
- Complete the practice assessments and homework tasks.
- Seek feedback and assistance from the teacher if required.

Practical project

- Practise planning, acquisition and editing of media
- Attend Digital Media club for extra practise
- Use online tutorials to help with the editing process:
- <https://helpx.adobe.com/uk/premiere-pro/tutorials.html>
- <https://helpx.adobe.com/uk/photoshop/tutorials.html>
- <https://www.youtube.com/c/piximperfect>

NPA MUSICAL THEATRE

HOME LEARNING

HOME LEARNING TASKS	FREQUENCY / TIME ALLOCATION	RECOMMENDED RESOURCES AND WEBSITES
<p>Preparation/Research and Rehearsing for tasks.</p> <p>Read through Google Classroom Guides and materials.</p> <p>Studying the musicals that the songs for dance and singing have come from. Looking at plots/characters/styles/time periods.</p>	<p>Weekly</p> <p>Up to two hours per week.</p>	<p>All guides/links/videos and resources are embedded within the google classroom in a Google slide unit structure.</p> <p>Practical assignments can be carried out within the department during designated class time. Planning and rehearsals should be done at home using own notes and information from the google classroom.</p>

Level 4 / Level 5 coursework assessment (currently under review by SQA for session 2021-22)

Unit	Brief Description Outcome 1	Brief Description Outcome 2	Brief Description Outcome 3
Group Dance	<p>Logbook Documenting the process of creating the choreography. Including rehearsal plans and reflections.</p>	<p>Performance Learn and recreate the choreography in performance. Thinking about expression and spatial awareness.</p>	<p>Evaluation Evaluate the process and the performance. Thinking about Strengths and Areas for Improvement. Evaluating their impact on the process at the two stages.</p>
Acting Through Song	<p>Song Study Research on two songs being performed. Researching the context of the song by studying the characters place in the musical. One song study for each song.</p>	<p>Performance Perform two contrasting songs. Learn the lyrics and portray the interpretation of the character.</p>	<p>Evaluation Evaluate the development of the character. Evaluate the effectiveness of the vocal techniques used. Then evaluate the final performance looking at the appropriate emotion and sustaining the character.</p>
Group Singing	<p>Song Study Research on two songs being performed. Researching the context and songs place in the musical. One song study for each song.</p>	<p>Performance Perform two contrasting songs. Learn the lyrics and harmonies, thinking about facial expression and staging.</p>	<p>Evaluation Evaluate the process of learning the songs and harmonies. Then evaluate the final performance looking at facial expression and staging.</p>

HINTS AND TIPS FOR STUDY AND REVISION

Ideally students who choose this course should have an interest in Musical Theatre; this could be encouraged by taking a trip to the Theatre when they reopen, looking online at performances that are available. Pupils should listen to Soundtracks to broaden their knowledge of Musical Theatre. A musical of the week will be set on a Monday so encouraging them to listen to/research the show and discuss it with them. The course materials are available on Google Classroom - Keep on target with tasks set by the teacher.

NPA PHOTOGRAPHY

HOME LEARNING

HOME LEARNING TASKS	FREQUENCY / TIME ALLOCATION	RECOMMENDED RESOURCES AND WEBSITES
<p>Coursework catch-up (Research Tasks / uploads / written Evaluations)</p> <p>Read through Google Classroom Assignments/material.</p> <p>Photographic enquiry - own research underpinning in-class work.</p>	<p>Weekly</p> <p>Up to two hours per week.</p>	<p>All websites/links/videos and resources are embedded within the google classroom power-point unit structure.</p> <p>Practical assignments can be carried out within the department during designated class time, or at home out-with school hours at own leisure (using own equipment).</p>

Level 4 / Level 5 coursework assessment

Unit	Brief Description Outcome 1	Brief Description Outcome 2	Brief Description Outcome 3	Brief Description 4
Understanding Photography	Research task	Written or oral critical thinking task		
Photographing People	Written or oral planning task	Practical photography task involving working with others	Image selection and presentation task including written or oral information	
Photographing Places	Written or oral planning task	Practical Photography task	Image selection and presentation task including written or oral information	
Working with Photographs	Practical digital organisational task	Written or oral evaluation task	Practical image enhancement and presentation task	Practical image resizing

HINTS AND TIPS FOR STUDY AND REVISION

Ideally students who choose this course should have an interest in Art & Design and Photography; this could be encouraged by taking photographs at home when out and about, documenting the environment around them and at home. Take a trip to the Art Gallery to look at Art and Photography, forming your own opinions on artworks. Look at websites, books, magazines or newspaper articles on famous or contemporary photographers to be inspired.

The unit course material is available on Google Classroom for parents to have a look at - Keep them on target with weekly tasks set by the teacher. Pupils are issued with weekly tasks all listed on the relevant unit Google powerpoint slides.

Support them by discussing their weekly photographic evaluations, which accompany their latest practical task (which has to be uploaded to the NPA Shared Drive on Google).